



crop estimates committee oesskattingskomitee



agriculture, forestry & fisheries

Department:
Agriculture, Forestry and Fisheries
REPUBLIC OF SOUTH AFRICA

From/Van: Rodney D. Dredge
Tel: 012 319 6507 **Fax/Faks:** 012 319 6211 **E-mail/E-pos:** RodneyD@daff.gov.za
Web page/Webblad: www.daff.gov.za/crop_estimates or www.sagis.org.za/CEC: Crop Estimates
EMBARGO: 15:30

24 October / Oktober 2013

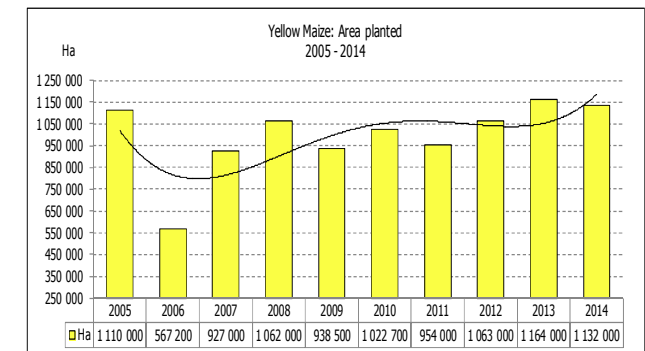
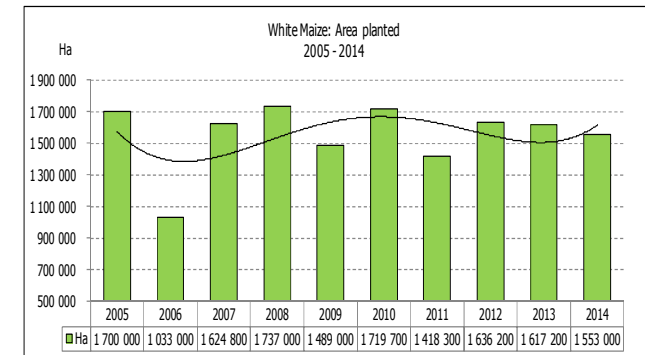
The intentions of producers to plant summer crops for 2014 is hereby released. /
Hiermee word produsente se voorneme om somergewasse te plant vir 2014 vrygestel.

SUMMER CROPS – INTENTIONS TO PLANT: 2014

SOMERGEWASSE –VOORNEME OM TE PLANT: 2014

CROP/GEWAS	Intentions/ Voorneme 2014 Ha	Area planted/ Opp beplant 2013 Ha	Final estimate/ Finale skatting 2013 Tons	Change/ Verandering/ %
	soos middel Oktober 2013/ as mid October 2013		as on 26 Sep 2013/ soos op 26 Sept 2013	
	(A)	(B)	(C)	(A) ÷ (B)
Commercial/Kommersieël:				
White maize/Witmielies	1 553 000	1 617 200	5 580 300	-3,97
Yellow maize/Geelmielies	1 132 000	1 164 000	6 142 250	-2,75
Maize/Mielies	2 685 000	2 781 200	11 722 550	-3,46
Sunflower seed/Sonneblomsaad	620 000	504 700	566 600	+22,85
Soya-beans/Sojabone	510 000	516 500	787 100	-1,26
Groundnuts/Grondbone	48 500	46 900	42 300	+3,41
Sorghum	70 000	62 620	151 064	+11,79
Dry beans/Droëbone	48 000	43 550	60 200	+10,22
TOTAL/TOTAAL	3 981 500	3 955 470	13 329 814	+0,66

Note: Estimate is for calendar year, e.g. production season 2013/14 = 2014 / Nota: Skatting is vir kalenderjaar, bv. produksie-seisoen 2013/14 = 2014



Note: 2014 = Intentions of producers

The Crop Estimates Committee comprises of the following officials:

Department of Agriculture, Forestry and Fisheries; Provincial Departments of Agriculture; various ARC-Institutes (Soil, Climate and Water; Small Grains Institute; and Grain Crops Institute), Statistics SA

INTENTIONS TO PLANT SUMMER CROPS / VOORNEME OM SOMERGEWASSE TE PLANT (2014)

24 October 2013 / 24 Oktober 2013

Producers intentions to plant summer crops are based on the results of a non-probability survey conducted by the Directorate: Statistics and Economic Analysis of the Department of Agriculture, Forestry and Fisheries and reflects the position as at the middle of October 2013. Please note that only national figures from this survey for the 2014 production season are being released today.

According to the results of the survey, commercial producers intend to plant 2,685 million ha of **maize** for 2014, which is 3,5% or 96 200 ha less than the 2,781 million ha planted last season.

The figures show that producers intend to plant 1,553 million ha to **white maize**, which is 64 200 ha (4,0%) less than in the previous season. In the case of **yellow maize**, the expected plantings are 1,132 million ha, which is 32 000 ha (2,8%) less than in the previous season.

Producers indicated that although rains have occurred over most of the eastern parts of the country, the drought in the western parts has still not been broken. Farmers are expected to plant more oilseeds such as sunflower seed at the expense of maize. However, the rainfall can still influence farmers' decisions.

In the case of **sunflower seed**, the expected area planted is estimated at 620 000 ha, which is 22,8 % or 115 300 ha more than the 504 700 ha planted last season.

The intended plantings of **soya-beans** shows a slight decrease of 1,3 % compared to the previous season – from 516 500 ha to 510 000 ha.

The expected plantings of **groundnuts** increased by 3,4%, from 46 900 ha to 48 500 ha.

The intended plantings of **sorghum** and **dry beans** are expected to increase by 11,8% and 10,2%, respectively, compared to the previous season.

At the forthcoming meeting of the Crop Estimates Liaison Committee to be held on 29 November 2013, the size of the summer grain crops for 2013 (past season) will be finalised.

Produsente se voorneme om somergewasse te plant is gebaseer op die resultate van 'n nie-ewekansige opname onderneem deur die Direkoraat: Statistiek en Ekonomiese Analise van die Departement van Landbou, Bosbou en Visserye en weerspieël die situasie teen die middel van Oktober 2013. Let asb. daarop dat die syfers van dié opname vandag slegs nasionaal vir die 2014-produksieseisoen vrygestel word.

Volgens die resultate van die opname, is kommersiele produsente van voorneme om 2,685 miljoen ha **mielies** vir 2014 te plant, wat 3,5% of 96 200 ha minder is as die 2,781 miljoen ha aangeplant verlede seisoen.

Die syfers toon dat produsente van voorneme is om 1,553 miljoen ha **witmielies** aan te plant, wat 64 200 ha (4,0%) minder is as in die vorige seisoen. In die geval met **geelmielies** is die verwagte aanplantings 1,132 miljoen ha, wat 32 000 ha (2,8%) minder is as in die vorige seisoen.

Produsente het aangedui dat alhoewel reën plaasgevind het oor die grootste deel van die oostelike dele van die land, die droogte in die westelike dele nog nie gebreek is nie. Daar word verwag dat produsente meer oliesade soos sonneblomsaad gaan plant ten koste van mielies. Bo en behalwe dié faktore, kan reënval steeds boere se besluite beïnvloed.

In die geval van **sonneblomsaad** word die verwagte aanplantings beraam op 620 000 ha, wat 22,8 % of 115 300 ha meer is as die 504 700 ha aangeplant verlede seisoen.

Die voorgenome **sojaboon-aanplantings** toon 'n effense afname van 1,3 % in vergelyking met die vorige seisoen - vanaf 516 500 ha tot 510 000 ha.

Die verwagte aanplantings van **grondbone** neem toe met 3,4%, van 46 900 ha tot 48 500 ha.

Die voorgenome aanplantings van **sorghum** en **droëbone** neem toe met onderskeidelik 11,8% en 10,2%, in vergelyking met die vorige seisoen.

Tydens die eerskomende vergadering van die Oesskattingskakeelkomitee wat geskeduleer is vir 29 November 2013, sal die grootte van die somergewas-oeste vir 2013 (pas afgelope seisoen) gefinaliseer word.

Information is available on the Internet at [http://www.daff.gov.za/links/crop estimates](http://www.daff.gov.za/links/crop_estimates) or <http://www.sagis.org.za>, as from **15:30** on the date of the relevant meeting of the Crop Estimates Committee.

Inligting is beskikbaar op die Internet by [http://www.daff.gov.za/links/crop estimates](http://www.daff.gov.za/links/crop_estimates) of by <http://www.sagis.org.za>, vanaf **15:30** op die dag van die toepaslike vergadering van die Oesskattingskomitee.

The revised area estimate and third production forecast for winter cereals for the 2013 is hereby released. /
Hiermee word die hersiene oppervlakteskatting en derde produksieskatting vir wintergewasse vir 2013 vrygestel.

WINTER CEREALS – REVISED AREA PLANTED ESTIMATE AND THIRD PRODUCTION FORECAST: 2013

WINTERGEWASSE – HERSIENE OPPERVLAKTE- EN DERDE PRODUKSIESKATTING: 2013

CROP/GEWAS	Area planted/ Opp beplant 2013 Ha (A)	3 rd forecast/ 3 ^{de} skatting 2013 Tons (B)	2 nd forecast/ 2 ^{de} skatting 2013 Tons (C)	Area planted/ Opp beplant 2012 Ha (D)	Final crop/ Finale oes 2012 Tons (E)	Change/ Verandering % (B) ÷ (C)
Commercial/Kommersieel:						
Wheat/Koring	505 500	1 790 850	1 758 500	511 200	1 870 000	+1,84
Malting barley/Moutgars	81 320	280 961	280 961	84 940	298 000	-
Canola/Kanola	72 165	108 501	113 001	44 100	79 000	-3,98
Total/Totaal	658 985	2 180 312	2 152 462	640 240	2 247 000	+1,29

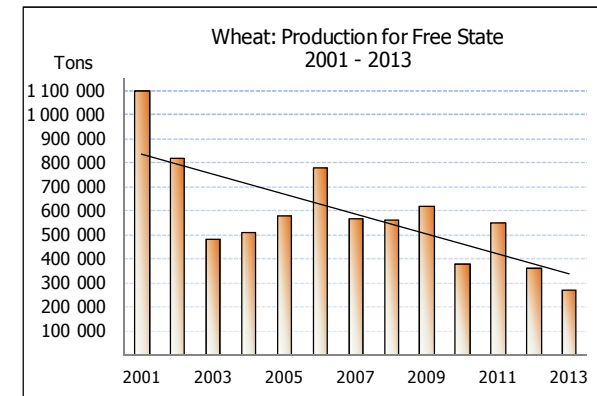
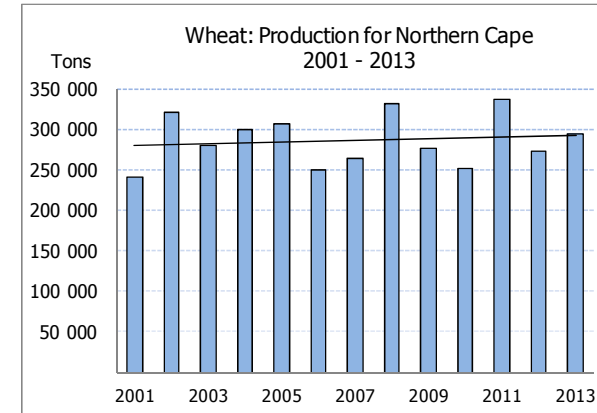
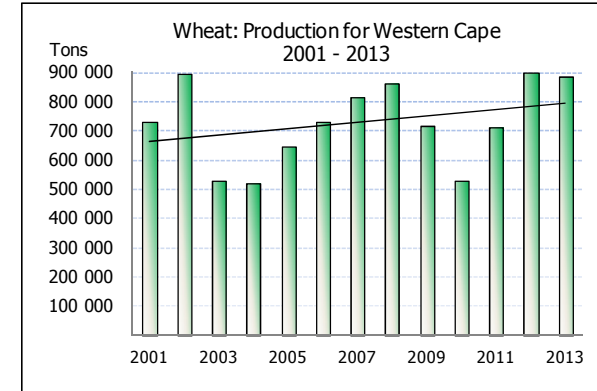
Note: Estimate is for calendar year, e.g. production season 2013/14 = 2013

Nota: Skatting is vir kalenderjaar, bv. produksie-seisoen 2013/14 = 2013

WHEAT – AREA PLANTED ESTIMATE AND THIRD PRODUCTION FORECAST: 2013

KORING – OPPERVLAKTE- EN DERDE PRODUKSIESKATTING: 2013

Province/ Provinsie	Area planted/ Opp beplant 2013 Ha	3 rd forecast/ 3 ^{de} skatting 2013 Tons	Area planted/ Opp beplant 2012 Ha	Final crop/ Finale oes 2012 Tons
Western Cape/Wes-Kaap	310 000	883 500	272 000	897 600
Northern Cape/Noord-Kaap	42 000	294 000	42 000	272 600
Free State/Vrystaat	90 000	270 000	130 000	360 000
Eastern Cape/Oos-Kaap	4 500	19 800	4 500	18 500
KwaZulu-Natal	7 000	35 700	6 500	32 500
Mpumalanga	4 500	25 200	4 700	25 380
Limpopo	28 000	151 200	30 000	141 000
Gauteng	1 000	6 000	1 500	8 420
North West/Noordwes	18 500	105 450	20 000	114 000
Total/Totaal	505 500	1 790 850	511 200	1 870 000



**REVISED AREA ESTIMATE AND THIRD PRODUCTION FORECAST OF WINTER CROPS (2013) /
HERSIENE OPPERVLAKTEKSKATTING EN DERDE PRODUKSIESKATTING VAN WINTERGEWASSE (2013)
24 OCTOBER 2013**

Winter cereal crops - 2013 production season

Wheat: The expected commercial production of wheat is 1,791 mill. tons, which is 1,8% more than the previous forecast of 1,758 mill. tons, whilst the expected yield is 3,54 t/ha.

The expected production in the Western Cape is 883 500 tons (49%), in the Northern Cape 294 000 tons (16%) and in the Free State 270 000 tons (15%).

The area estimate for wheat stayed unchanged at 505 500 ha.

Other crops: The production forecast for **malting barley** remained unchanged at 280 961 tons. The estimated area planted is 81 320 ha, while the expected yield is 3,46 t/ha.

The expected **canola** crop is 108 501 tons. The area estimate for canola is 72 165 ha, with an expected yield of 1,50 t/ha.

Please note that the fourth production forecast for winter cereals for 2013 will be released on 26 November 2013.

Wintergewasse - 2013 produksie-seisoen

Koring: Die verwagte kommersiële produksie vir koring is 1,791 milj. ton, wat 1,8% meer is as die vorige skatting van 1,758 milj. ton, terwyl die verwagte opbrengs 3,54 t/ha is.

Die verwagte produksie in die Wes-Kaap is 883 500 ton (49%), in die Noord-Kaap 294 000 ton (16%) en in die Vrystaat 270 000 ton (15%).

Die oppervlakteskatting vir koring is onveranderd gelaat op 505 500 ha.

Ander gewasse: Die produksieskatting vir **moutgars** is onveranderd gelaat op 280 961 ton. Die oppervlakte beplant is beraam op 81 320 ha, terwyl die verwagte opbrengs 3,46 t/ha beloop.

Die verwagte **kanola**-oes is 108 501 ton. Die oppervlakteskatting vir kanola is 72 165 ha, met 'n verwagte opbrengs van 1,50 t/ha.

Neem asseblief kennis dat die vierde produksieskatting vir wintergewasse vir 2013 op 26 November 2013 vrygestel sal word.

Information is available on the internet at [http://www.daff.gov.za/links/crop estimates](http://www.daff.gov.za/links/crop_estimates) or <http://www.sagis.org.za>, as from 15:30 on the date of the relevant meeting of the Crop Estimates Committee.

Inligting is beskikbaar op die internet by [http://www.daff.gov.za/links/crop estimates](http://www.daff.gov.za/links/crop_estimates) of by <http://www.sagis.org.za>, vanaf 15:30 op die dag van die toepaslike vergadering van die Oesskattingskomitee.